

Download the ICSC 365 App for ICSC+U.S. LAW

Personalize your schedule by selecting your favorite sessions, attendees, and speakers. Plus, find maps of the venue, CLE credit information, session surveys, and materials—all in the palm of your hand.

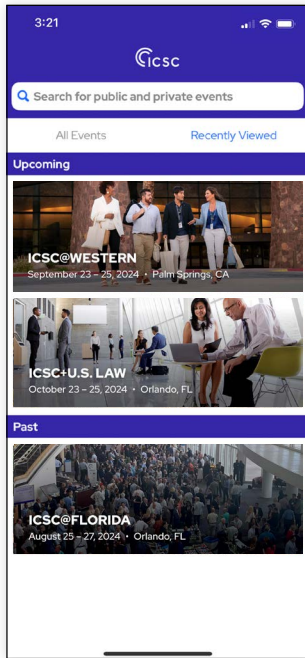


GET STARTED

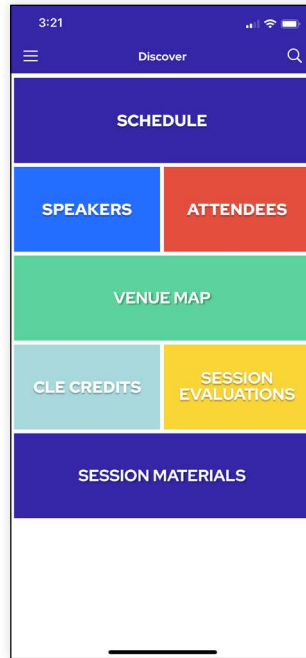
To get started, download the ICSC 365 App from the Apple App Store or the Google Play Store or by scanning the QR code.



GETTING STARTED

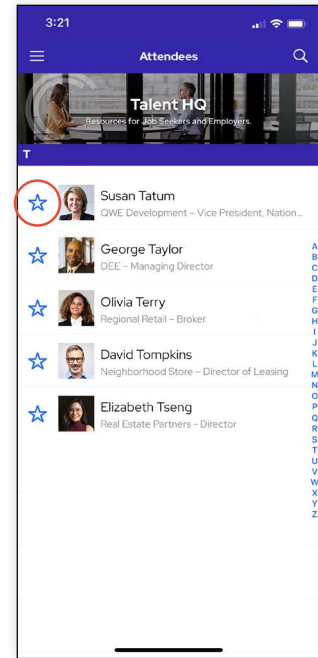


Once you've downloaded the app, click the ICSC+U.S. LAW event tile on the home screen.



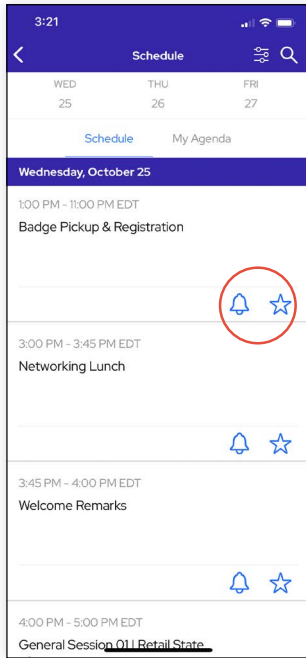
This will take you through a series of introduction screens to the Discover page. The Discover page is a quick way to access key features within the app.

ATTENDEES



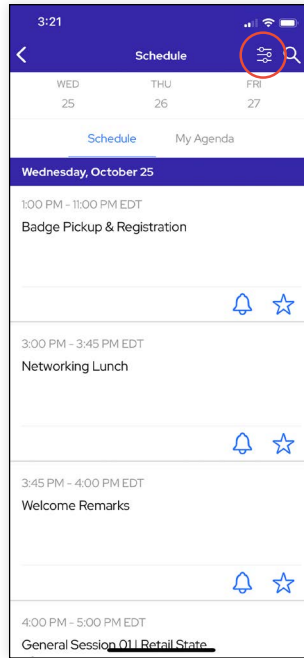
Log into your ICSC Member account to access a full list of attendees. Click the star to favorite an attendee and add them to your list of favorites. Click "Send Message" to email an attendee.

SCHEDULE

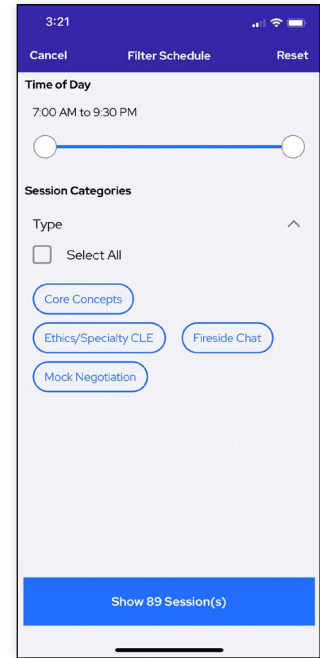


Browse the schedule for session descriptions, locations, and speakers. Click the star icon to favorite sessions and build your personalized agenda for the day. Click the bell icon to set a reminder.

FILTER SESSIONS

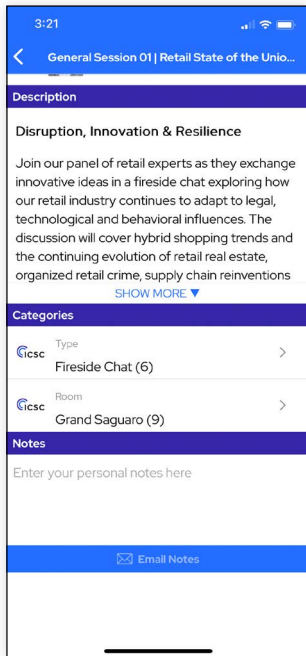


Use the filtering feature at the top of the schedule page to filter sessions.



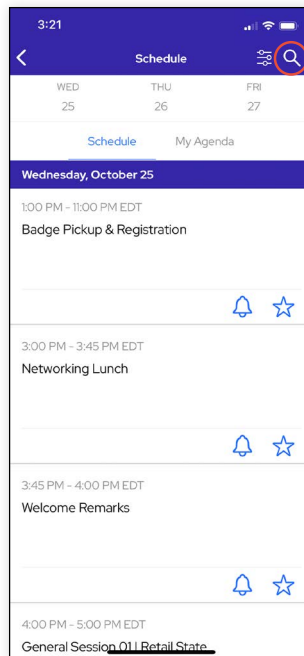
Filter sessions by type to find sessions that fit your CLE credit needs, including Core Concepts and Ethics.

SESSION CATEGORIES



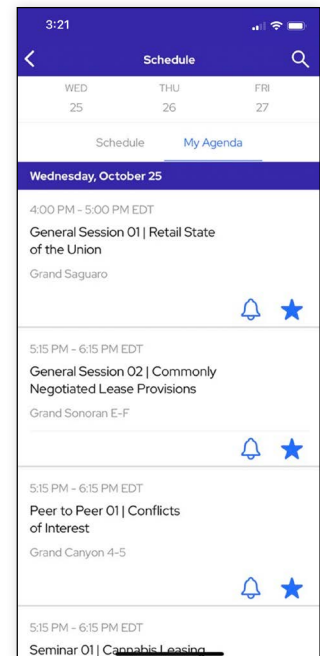
Additionally, find the session category on each session details page. Click the category for a list of all sessions in that category.

SEARCH



Search for sessions by type or keyword using the magnifying glass at the top of the page.

MY AGENDA



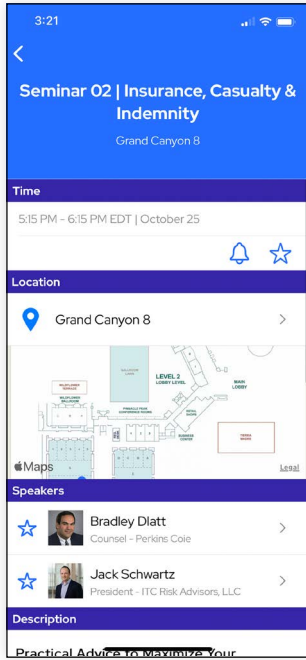
Access your starred sessions under My Agenda.



Hit the ground running with the ICSC 365 App!

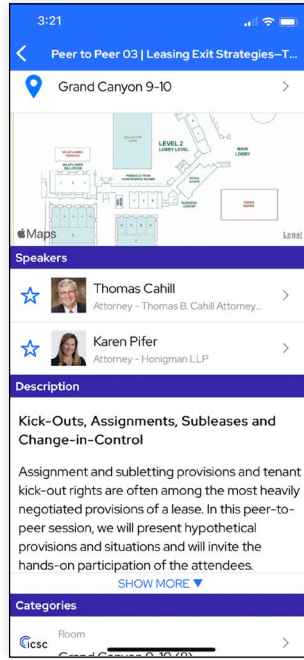
Download the app today to go prepared with the latest tools and information for ICSC+U.S. LAW.

SESSION LOCATIONS

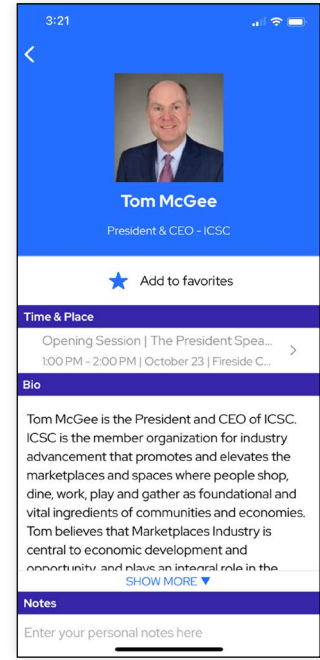


Find the session's location by clicking the map within the session details page.

SPEAKERS



Learn more about speakers by clicking the speaker listing.



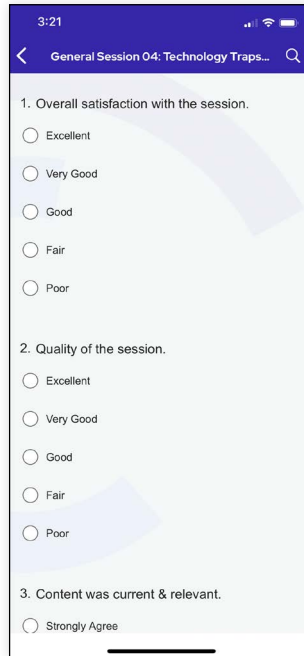
Click the star icon to favorite a speaker and add them to your list of favorites.

MAP



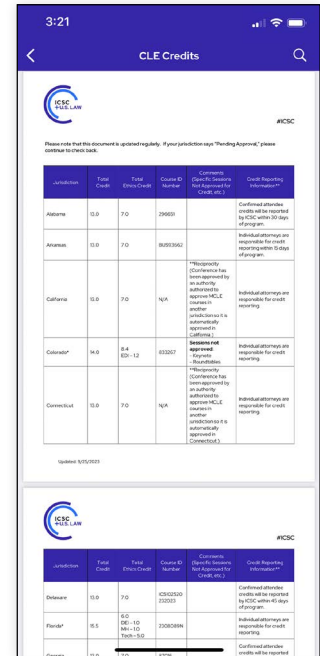
Use pinch and zoom to zoom in to the venue map. Click on a pin to see all sessions at that location.

SESSION EVALUATIONS



You can access the session evaluations by clicking the session evaluation button from the Discover page or from the left navigation menu.

CLE CREDITS



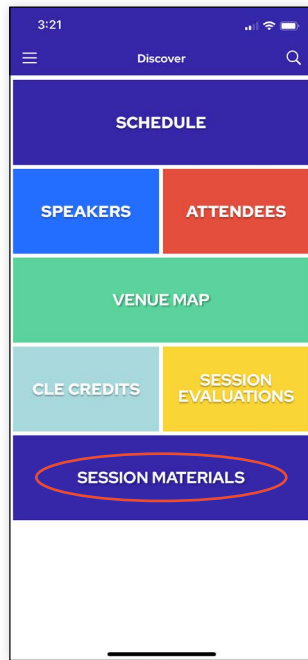
Find all the information you need about CLE credits by state and a list of sessions that qualify. To search for sessions by CLE category, please use the filter and search option.



Hit the ground running with the ICSC 365 App!

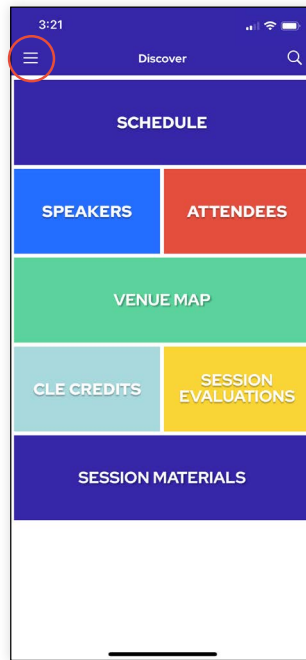
Download the app today to go prepared with the latest tools and information for ICSC+U.S. LAW.

SESSION MATERIALS

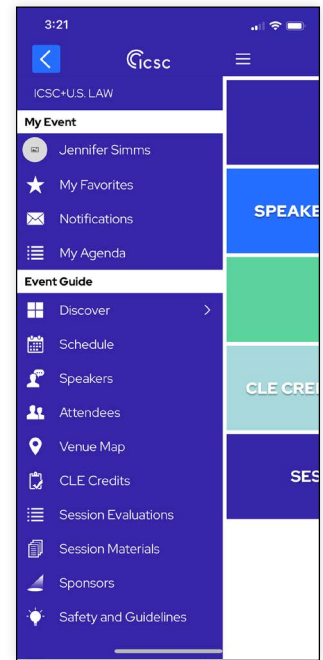


You can find a list of the session materials on the Discover page or from the left navigation menu in the app.

ADDITIONAL LEFT NAVIGATION MENU

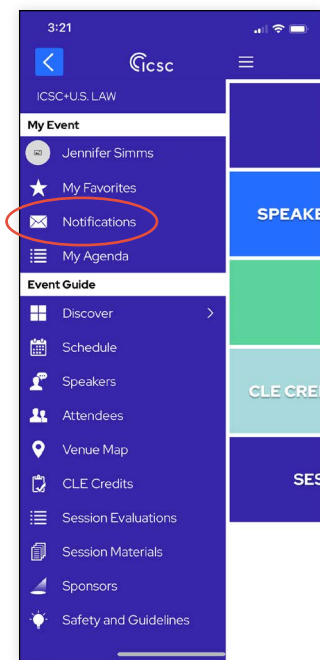


To access the left navigation menu for additional items, click the 3 lines at the top left of the page.



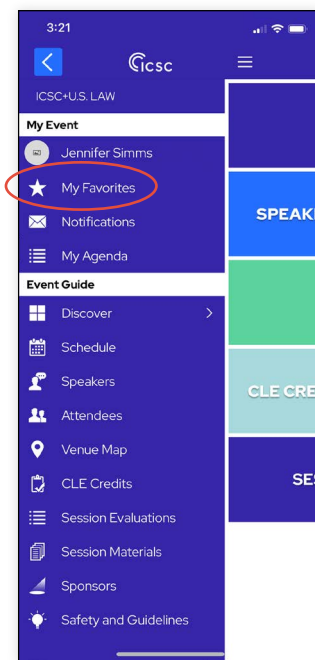
On this menu you can find your notifications, your agenda and more.

NOTIFICATIONS



During ICSC+U.S. LAW, you will receive pertinent information via push notifications to your mobile device. To access all of these messages, go to notifications in the left navigation menu.

MY FAVORITES



Access all speakers and attendees you have selected as favorites within the app. To add an item to your favorites, click the star icon on any page within the app.



Hit the ground running with the ICSC 365 App!

Download the app today to go prepared with the latest tools and information for ICSC+U.S. LAW.